



**ABOUT THE
METRO**

PSYCHOMETRIC TESTS

TEST 1:

Multi - Dimensional Assessment of Personality (MAP)

- ▶ It provides an in-depth insight into the personality variables that determine one's behavior. It is a widely-used personality assessment instrument, and can assess a wide range of core personality characteristics along which people can differ.
- ▶ It measures 20 primary dimensions of personality and is widely used in industries for selection, and placement in diagnostic and therapeutic settings. This test is for candidates who are 18 years and above, and takes about 45 minutes to complete. There is no time limit but work as fast as you can.

Multi - Dimensional Assessment of Personality (MAP)

Instructions :

- 1. Give only answers that are true for you. It is best to say what you really think.**
- 2. You may have as much time as you need, but try to go fairly fast. It's best to give the first answer that comes to you and not spend too much time on any one question.**
- 3. Answer every item one way or the other. Don't skip any item.**
- 4. You should mark the (a) or (b) answer most of the time. Mark the last (c) answer only when you feel you have to, because neither (a) nor (b) seems to be right for you.**

Multi - Dimensional Assessment of Personality (MAP)

Sample Questions:

1. I prefer friends who are...

Quite

Lively

Can't Decide

2. People say I am impatient...

True

False

Uncertain

3. I like to watch team games -

Yes, Often

No, Never

Sometimes

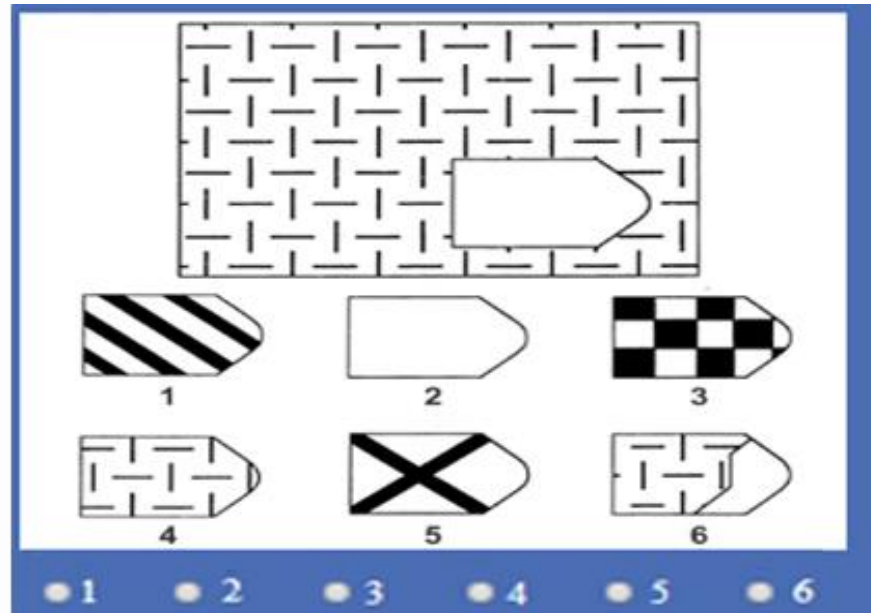


TEST 2:

Standard Progressive Matrices (SPM)

- ▶ **The Standard Progressive Matrices (SPM) is assesses non verbal intelligence in children and adults through abstract reasoning tasks.**
- ▶ **SPM consists of 60 problems (five sets of 12), all of which involve completing a pattern or figure with a part missing by choosing the correct missing piece from among six alternatives. The test is untimed, but generally takes 15-45 minutes to complete.**

Standard Progressive Matrices (SPM)



- ▶ In every question there is **a pattern with a piece missing**. You have to choose which of the pieces below, is the right one to complete the pattern.
- ▶ When you think you have found the right piece, click on the number below the problem on your screen.



Aptitude Test

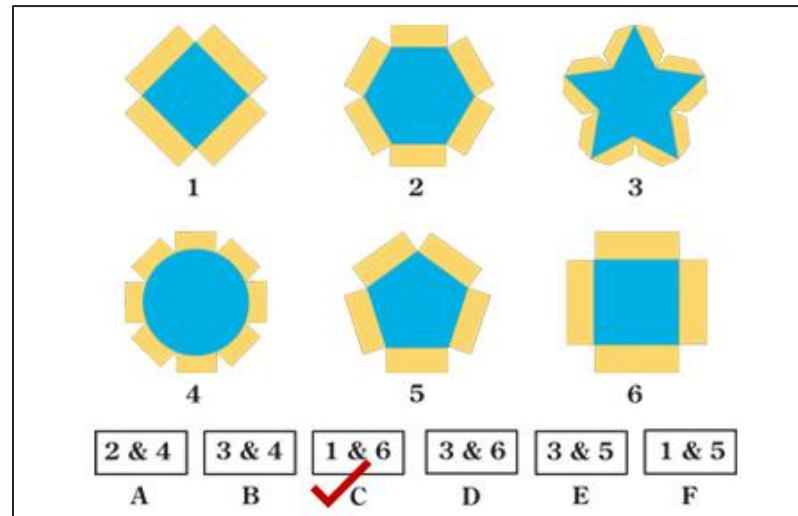
TEST 3: Observation Test

- ▶ You will see two rows of figures. In the questions given below one figure from each row, shares a similar feature with each other.
- ▶ This is a test of Power of Observation. In each problem, 6 figures named A, B, C, D, E and F are given. Out of these, five figures are different and one figure is identical than the others in some respect. You are required to identify **the similar figure**.

Observation Test

Sample problem :

Try and identify two similar figures and click the correct answer.



Instructions :

1. You will see two rows of figures.
2. In the questions given below one figure from each row, shares a similar feature with each other.
3. Try and identify these two similar figures and click the correct answer.
4. You are given 12 minutes to do this test

TEST 4: Memory Test

- ▶ This is a test of memorizing Picture-Number combinations. The test is in two parts. In each part, there is a Memory page and a Test page. You are required to remember 21 picture-number pairs given on the Memory page.
- ▶ After some time you will be asked to go to the Test page, which shows the pictures in a different order.
- ▶ You will have to indicate the numbers that go with them.
- ▶ You may pick your answer out of the four options given for each picture and mark the correct answer.

Memory Test

Practice pictures with numbers:

Practice Questions:	I)		01	II)		42
	<hr/>					

Instructions :

1. This is a test of memorizing Picture–Number combinations.
2. You are required to remember picture-number pairs given on the Memory page.
3. You have **3 minutes** to read these instructions & memorize the picture-number combinations.
4. Thereafter you will be taken to the Test Page, which shows the picture.
5. You are given **7 minutes** to recall and choose the correct answer.
6. Pick the correct answer out of the four options given for each picture and mark the correct answer on your screen by clicking the correct option.

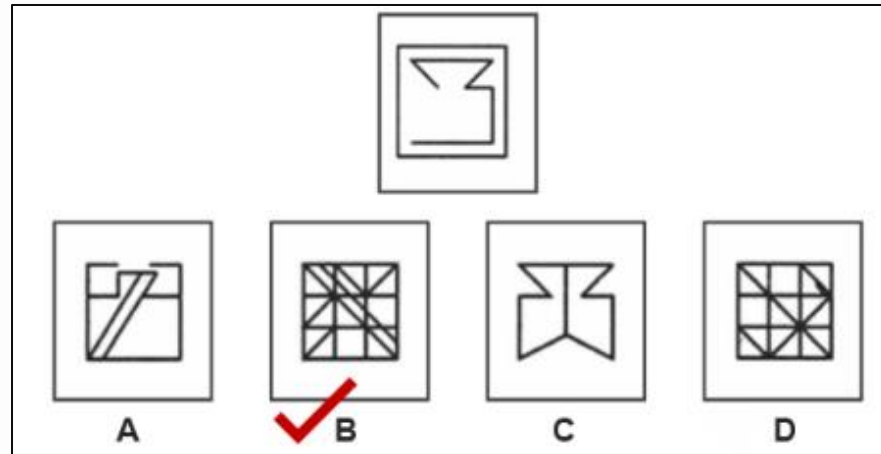


TEST 5: **Field Independence Test**

- ▶ It measures an individual's ability to find, apprehend and identify a known visual pattern embedded in a complex visual array.
- ▶ Try to find the simple form in the complex figure over the lines of the complex figure. It is of the same size, in the same proportion and faces in the same direction within the complex figure as when it appeared alone.

Field Independence Test

Sample Question




Instructions :

1. This is a test of your ability to find a simple form when it is hidden within a complex pattern.
2. Here is a simple form which we have labeled “x”. This simple form named “x” is hidden within the more complex figure given below.
3. Try to find the simple form in the complex figure over the lines of the complex figure.
4. It is of the same size, in the same proportion and faces in the same direction within the complex figure as when it appeared alone.
5. You will be give **10 minutes** to solve the test

TEST 6:

Reaction Time Test

It assesses an individual's ability of giving quick and correct response to stimulus.



Instructions : Click on the boxes and circles as quickly as you can.

Thank You

